

Newark Connect App

Jump Start



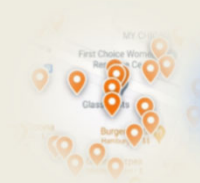
How to download and
install Newark Connect?



How to create an account?



How to make a request
or complaint?



How to interact and
check existing reports?

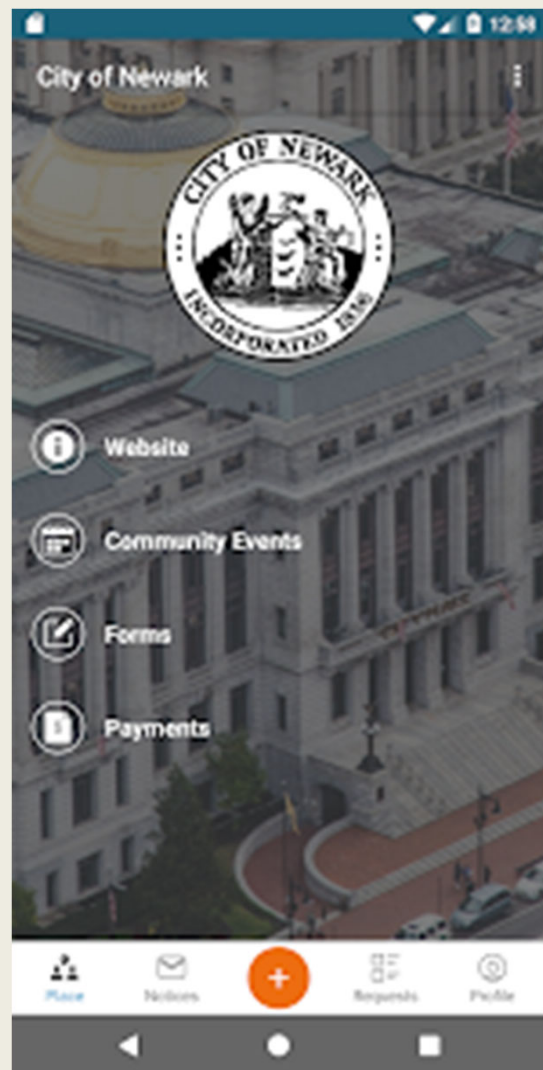
About Newark Connect



Newark Connect is a mobile application that allows Newark residents to report **non-emergency neighborhood issues** or file complaints.

You can use the Newark Connect app either on your cell phone or tablet.

Once an issue is reported, a ticket will be created and routed to the appropriate municipal department as well as the City 4311 center.



Through the Newark Connect app, residents can also upload photos showing the reported problems, check the status of the reports, and even view and comment on reports submitted by others.

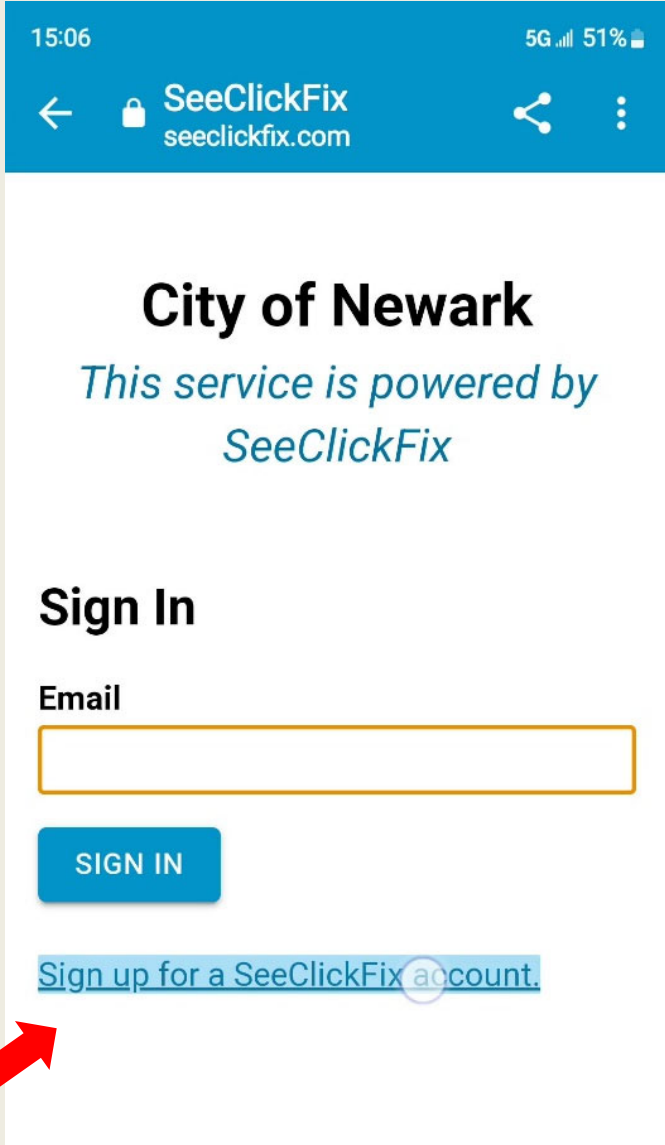
Sign in

How to create an account?

1. SIGN-UP FOR YOUR ACCOUNT

Once you open the Newark Connect app, just choose to register your profile.

You will need to sign-up for your account only the first time you use the app.



15:06 5G 51%

← SeeClickFix seeclickfix.com

City of Newark
This service is powered by SeeClickFix

Sign In

Email

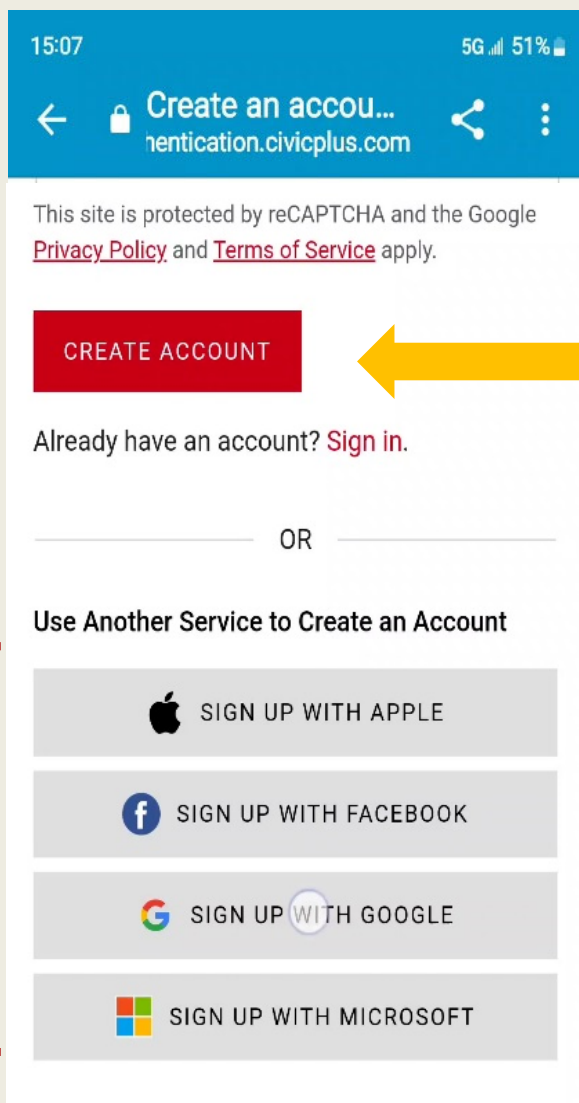
SIGN IN

[Sign up for a SeeClickFix account.](#)

Sign in

How to create an account?

It is not mandatory to have an account to make a request, but residents who have an account can receive updates, submit feedback, ask questions, and interact with other residents through the app.



It is easy to create your account and you can even use one of your existing email or social media accounts.

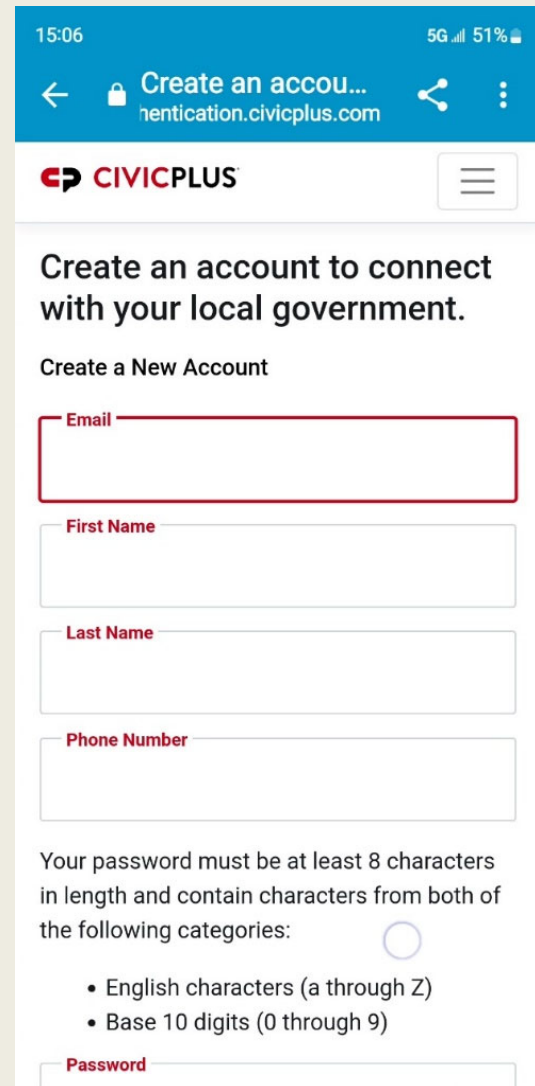
Sign in

How to create an account?

2. SET A PASSWORD

Once you provide your email address, name, and phone number, you are ready to set your password.

Make sure it has at least 8 characters, consisting of both letters and numbers.



The screenshot shows the 'Create an account' screen in the Newark Connect App. The header includes the time 15:06, signal strength, and battery level (51%). The page title is 'Create an account...' with the URL 'hentication.civicplus.com'. The CivicPlus logo is visible. The main heading is 'Create an account to connect with your local government.' Below this is the section 'Create a New Account' with input fields for 'Email', 'First Name', 'Last Name', and 'Phone Number'. A password requirement note states: 'Your password must be at least 8 characters in length and contain characters from both of the following categories:'. The categories are 'English characters (a through Z)' and 'Base 10 digits (0 through 9)'. A 'Password' input field is partially visible at the bottom.

If you opt to use one of your existing email or social media accounts, you will be using the same password as your Newark Connect password.



How to create an account?

3. CHOOSE YOUR DISPLAY NAME AND THAT'S IT!

Inform how you prefer to have your name displayed.

Do not forget to check the box to agree with the Terms of Use.

15:07 5G 50%

SeeClickFix
seeclickfix.com

Complete Registration

Email:
smithmary.lovescats@gmail.com

Display Name:
| ○

This is how your public requests will be attributed. It is hidden when you choose to submit a request anonymously.

Default Location:
Press 'Choose' to select a locat **CHOOSE**
...

I agree to the [Terms of Use](#)

REGISTER

That's it! Now you are ready to just sign-in the next time you use the Newark Connect app.



This manual was produced by

**Transparency and Governance Center
School of Public Affairs and Administration
Rutgers University Newark**

**in collaboration with
SPAA's Office of Public Engagement**

**Sponsored by the
National Science Foundation.**

<https://spaa.newark.rutgers.edu/tgc>